

wally

STARTER KIT

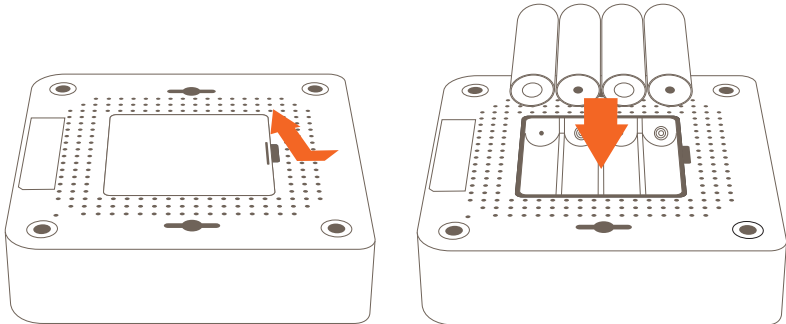
Quick Start Guide



Battery Backup Installation

The Wally Hub can remain operational for several hours in the event of a power loss by installing the 4 AA batteries.

- Remove the bottom cover
- Insert the 4 AA batteries
- Re-insert the bottom cover and snap into place

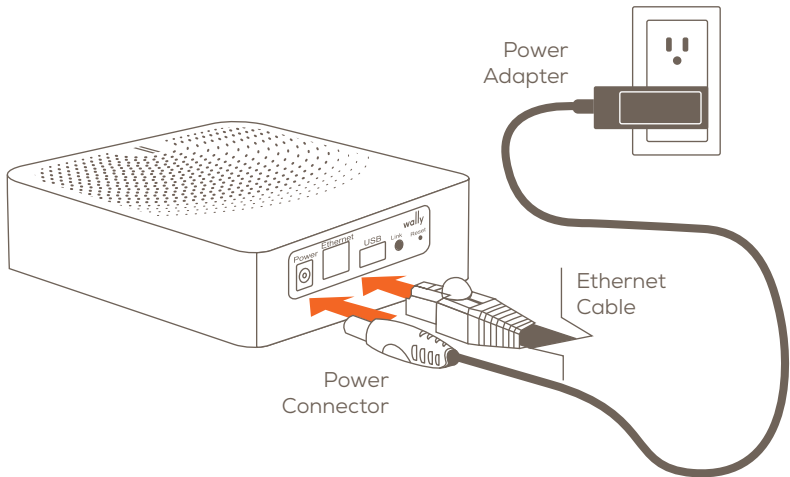


Note: Hub does not recharge the batteries.

Simple Hub Setup

Install the Wally Hub in a location that is central to where your Wally Sensors will be located.

- Plug in the power adapter to an outlet and attach the power connector to the back of the Wally Hub
- It is recommended that you connect your Wally Hub using the included ethernet cable. Optionally, you may connect using WiFi by following the instructions in the Wally apps
- Continue setting up your Wally Hub by downloading the Wally app or going to my.wallyhome.com and follow the instructions



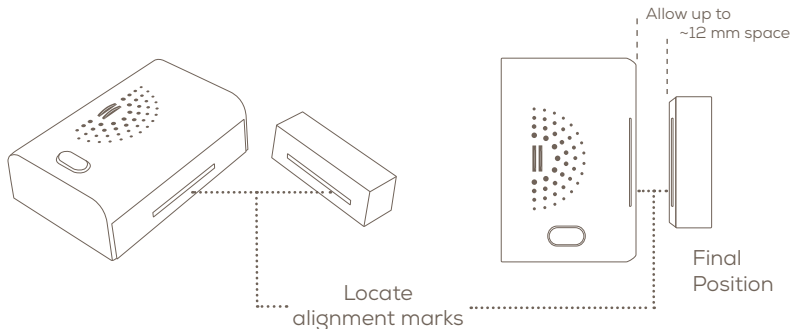
Setting up Sensor

Using the Sensor for leaks, temperature, and humidity













- From the mobile or web app, tap the button at the bottom of the dashboard view
- Follow the guided instructions to setup and connect your sensor to the hub

Using the Sensor to monitor doors and windows

- From the mobile or web app tap the button at the bottom of the dashboard view
- Follow the guided instructions to setup and connect you sensor to the hub
- In the Sensor settings page, ensure open/closed is on
- Mount the magnet and Sensor as illustrated in the setup to begin monitoring your door or window



Wally Hub LED Behavior

LED Flashing	LED Solid	Action
		Not connected to Internet
 (slow)		Online/On Battery
		Online
		Connecting to the Wally App
		Connected to the Wally App
		Alert
		Factory Reset
		Using WiFi to setup (if not using mobile app)
		Firmware Update
		Audio On/Off
 3 times		Sensor Pair success
		Sensor Pairing



Download the Wally® app or go to my.wallyhome.com and follow the instructions to connect Wally!



The App Store is a registered trademark of Apple Inc.

Android, Google Play, and the Google Play logo are trademarks of Google Inc.

Need Help?

Visit www.wallyhome.com or email us at Support@wallyhome.com